


LOFT- model: WS-3611

LED Vanity/Sconce Luminaire

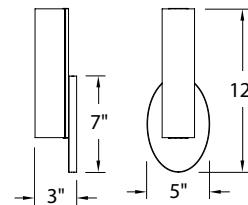


Fixture Type:

Catalog Number:

Project: _____

Location: _____



PRODUCT DESCRIPTION

Understated simplicity and versatility to complement a broad range of interior schemes. Streamlined opal glass diffusers and fashionable back plates epitomize a polished aesthetic and contemporary design for baths and hallways.

FEATURES

- ETL & cETL listed for damp locations
- Low profile design
- Replaceable LED module
- 120° beam angle
- 277V option available *special order*
- 80,000 hour potential life
- **Color Temp: 3000K**
- **CRI: 90**

SPECIFICATIONS

Construction: Aluminum with mouth blown etched opal glass.

Power: Transformer located in outlet box.

Light Source: High output LED.

Dimming: Dims to 10% with an electronic low voltage (ELV) dimmer.

Mounting: Mounts directly to junction box.

Finish: Brushed Nickel (BN), Bronze (BZ), Chrome (CH).

Standards: ETL & cETL listed. ADA compliant.


FIXTURE PERFORMANCE

Model	Watt	# of LEDs	LED Lumens	Photometric Lumens
WS-3611	9W	18	1235	630

ORDER NUMBER

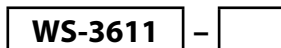
Model	Height	Finish
WS-3611	11"	BN <i>Brushed Nickel</i> BZ <i>Bronze</i> CH <i>Chrome</i>

FINISHES



REPLACEMENT GLASS

Model	Fixture
RPL-GLA-3611	WS-3611



Example: **WS-3611-BN**

For 277V special order, add an "F" before the finish: **WS-3611F-BN**

Modern Forms – A WAC Lighting Company
www.modernforms.com
Phone (800) 526.2588 • Fax (800) 526.2585

Headquarters/Eastern Distribution Center
44 Harbor Park Drive • Port Washington, NY 11050
Phone (516) 515.5000 • Fax (516) 515.5050

Western Distribution Center
1750 Archibald Avenue • Ontario, CA 91760
Phone (800) 526.2588 • Fax (800) 526.2585